




Club Health Assessment for District 104 A through December 2024

			Status	Membership							Reports					Finance	LCIF	
Club Number	Club Name	Charter Date		Current Member Count	YTD Members Added	YTD Members Dropped	YTD Net Growth	YTD Net Growth%	Member Count 12 Months Ago	Avg. length of service for dropped members	Months Since Last MMR ***	Yrs. Since Last Officer Report	President Rotation	Vice President Reported ****	Months Since Last Activity Report ***	Account Balance	Donations for current Fiscal Year	
			Number of times on status quo within last two years	If below 15 members appears				If net loss is greater than 20% appears			If no report in 3 months appears in	When more than one year appears in	Number of repeat terms		Notes the officers that do not have an active	If no report at 12 months red		
Clubs more than two years old																		
30111	BALLANGEN	01/06/1975	Active	21	1	0	1	5.00%	19		0		3		M,VP	11		
35780	BALSFJORD	06/07/1978	Active	24	4	0	4	20.00%	20		0	1	None		P,S,T,M,VP SC	8		
42676	BARDU	05/12/1983	Active	22	1	1	0	0.00%	22	1	3		2	R	SC	13		
28194	BODØ BODIN	03/20/1974	Active	19	0	0	0	0.00%	19		4		3	N	M,SC	10		
88003	DYRØY	05/06/2005	Active	18	1	0	1	5.88%	17		3			N	SC	5		
19482	EVENES	02/10/1972	Active	20	0	1	-1	-4.76%	21	15	3		2	R	M,SC	N/A		
19483	FAUSKE	02/16/1959	Active	14	0	2	-2	-12.50%	14	16	0		2	R	M,SC	1		
19484	FINNSNES	12/05/1961	Active	39	1	3	-2	-4.88%	42	6	3			N	M,SC	0		
19501	FLAKSTAD-MOSKENES	10/02/1966	Active	15	0	0	0	0.00%	15		5		2		T,M,VP	0		
19485	GILDESKÅL	03/17/1965	Active	10	0	0	0	0.00%	10		4	1	None		P,S,T,M,VP SC	9		\$2,000.00
19487	HAMMERFEST	09/26/1961	Active	14	0	0	0	0.00%	15		3	1	None		P,S,T,M,VP SC	10		
38323	HASVIK	04/14/1980	Active	8	0	1	-1	-11.11%	15	3	5	1	None		P,S,T,M,VP SC	9		
19489	HEMNESBERGET	01/04/1964	Active	18	0	0	0	0.00%	19		5	1	None		P,S,T,M,VP SC	24+		
39889	INDERØY	05/05/1981	Active	22	0	0	0	0.00%	20		5				M,VP,SC	N/A		
19493	KIRKENES	03/03/1965	Active	18	0	0	0	0.00%	18		5		4	R	M,SC	24+		\$1,030.55
19495	KJØPSVIK	04/05/1965	Active	8	0	1	-1	-11.11%	10	33	0	1	None		P,S,T,M,VP SC	7		
19532	LEVANGER	10/11/1960	Active	25	0	2	-2	-7.41%	28	12	0	1	None		P,S,T,M,VP SC	19		
48477	LEVANGER/SKEYNA	04/25/1988	Active	28	1	2	-1	-3.45%	32	20	1			R	M,SC	8		\$1,000.21
19497	LØDINGEN	10/12/1967	Active	26	1	1	0	0.00%	28	27	0	1	None		P,S,T,M,VP SC	8		
19498	LOFOTEN	02/11/1960	Active	33	0	1	-1	-2.94%	34	5	1		3	N	S,M,SC	20		
19536	MALM	02/25/1971	Active	26	0	1	-1	-3.70%	27	4	2		2		VP,SC	12		
19499	MÅLSELV	03/06/1962	Active	14	0	1	-1	-6.67%	16	5	0		3	N	M,SC	18		
Exc Award (06/30/2023)																		
33717	MALVIK	04/26/1977	Active	22	0	1	-1	-4.35%	23	8	0				M,VP,SC	8		\$1,000.00



Club Health Assessment for District 104 A through December 2024

			Status	Membership							Reports					Finance		LCIF
Club Number	Club Name	Charter Date		Current Member Count	YTD Members Added	YTD Members Dropped	YTD Net Growth	YTD Net Growth%	Member Count 12 Months Ago	Avg. length of service for dropped members	Months Since Last MMR ***	Yrs. Since Last Officer Report	President Rotation	Vice President Reported ****	Months Since Last Activity Report ***	Account Balance	Donations for current Fiscal Year	
			Number of times on status quo within last two years	If below 15 members appears				If net loss is greater than 20% appears			If no report in 3 months appears in	When more than one year appears in	Number of repeat terms	Notes the officers that do not have an active	If no report at 12 months red			
35071	MELHUS	02/21/1978	Active	16	1	3	-2	-11.11%	18	34	4			M,VP,SC	24+	90+ Days		
19500	MO I RANA	12/15/1957	Active	13	0	1	-1	-7.14%	14	2	5		2	M,VP,SC	9			
63895	MO I RANA/STELLA POLARIS	01/02/2001	Active	12	2	0	2	20.00%	11		0		2	R	M,SC	18	90+ Days	
19538	NAMSOS	07/04/1966	Active	28	0	0	0	0.00%	26		5	1	None	P,S,T,M,VP SC	24+			
19503	NARVIK	03/10/1961	Active	21	0	1	-1	-4.55%	22	52	1			M,VP,SC	12			
51464	NARVIK/SVARTA BJØRN	03/25/1991	Active	26	0	1	-1	-3.70%	28	40	0			R	M,SC	N/A		
19490	NORDKAPP	11/22/1964	Active(1)	20	0	0	0	0.00%	20		5			N	M,SC	N/R		
64480	OPPDAL/KJERRINGROKK	06/14/2001	Active	30	1	4	-3	-9.09%	33	4	2		5	N	SC	0		
19542	ORKDAL	02/17/1965	Cancelled(6*)	0	0	10	-10	-100.00%	11	15	3	1	None	P,S,T,M,VP SC	9			
19506	ØRNES	03/18/1965	Active	18	0	0	0	0.00%	16		0			N	M,SC	20		
40023	OVERHALLA	06/11/1981	Active	10	0	0	0	0.00%	10		5	1	None	P,S,T,M,VP SC	N/A			
28193	PORSANGER	03/25/1974	Active	25	0	3	-3	-10.71%	30	13	0		None	P,T,M,VP,SC	18			
39632	RENNEBU	03/30/1981	Active	26	8	1	7	36.84%	19	0	2			IP	M,SC	24+		
37247	RISSA	06/12/1979	Cancelled(6*)	0	0	0	0	0.00%	18		4	1	None	P,S,T,M,VP SC	24+			
33230	RØROS	01/21/1977	Active	25	1	2	-1	-3.85%	26	10	2			R	M,SC	8		
19507	SALTDAL	02/21/1961	Active	19	0	1	-1	-5.00%	22	1	1		None	P,S,T,M,VP	18			
41523	SØRFOLD	06/30/1982	Active	17	0	0	0	0.00%	17		5		2	R	M,SC	N/A		
33042	SØRREISA	11/30/1976	Active	29	2	5	-3	-9.38%	35	16	0			N	M,SC	0		
121146	Steinkjer	01/16/2014	Active	17	1	0	1	6.25%	15		2	1	None	P,S,T,M,VP SC	24+			
19552	STJØRDAL	01/24/1967	Active	31	0	4	-4	-11.43%	37	22	3	1	None	P,S,T,M,VP SC	6			
63496	STJØRDAL/VARNES	08/02/2000	Active	15	0	7	-7	-31.82%	22	17	5		5	R	S,T,SC	6		
37072	STØREN	05/10/1979	Active	16	0	0	0	0.00%	17		5	1	None	P,S,T,M,VP SC	9			
30651	TANA-NESSEBY	04/29/1975	Active	25	1	6	-5	-16.67%	36	13	0		None	P,S,T,VP,SC	24+			
19553	TRONDHEIM	04/26/1954	Active	19	2	2	0	0.00%	18	28	0		2	N	M,SC	0		
118878	TRONDHEIM STUDENT	03/18/2013	Active(1)	3	0	0	0	0.00%	3		5	3	None	P,S,T,M,VP SC	N/R			



Club Health Assessment for District 104 A through December 2024

			Status	Membership							Reports					Finance	LCIF
Club Number	Club Name	Charter Date		Current Member Count	YTD Members Added	YTD Members Dropped	YTD Net Growth	YTD Net Growth%	Member Count 12 Months Ago	Avg. length of service for dropped members	Months Since Last MMR ***	Yrs. Since Last Officer Report	President Rotation	Vice President Reported ****	Months Since Last Activity Report ***	Account Balance	Donations for current Fiscal Year
			Number of times on status quo within last two years	If below 15 members appears				If net loss is greater than 20% appears			If no report in 3 months appears in	When more than one year appears in	Number of repeat terms	Notes the officers that do not have an active	If no report at 12 months appears in red		
19554	TRONDHEIM VEST	02/01/1971	Active	16	2	0	2	14.29%	14		2			N	M,SC	1	
19514	VADSØ	03/10/1965	Active	12	0	5	-5	-29.41%	17	6	0		4	R	S,SC	N/R	
19559	VERDAL	06/04/1968	Active	34	4	0	4	13.33%	31		2	1	None		P,S,T,M,VP SC	24+	
51508	VERDAL/STIKLESTAD	04/09/1991	Active	27	2	0	2	8.00%	24		0		None		P,M,VP,SC	10	

Clubs Cancelled Previous Fiscal Year – Clubs Cancelled within last 12 months may be reinstated

Club Number	Club Name	Charter Date	Current Status*	Cancellation Date
19477	ALTA	01/21/1965	Cancelled(6*)	08/29/2023
19478	ANDENES	06/16/1967	Cancelled(6*)	09/29/2023
58905	MALVIK/SAXEDATTER	12/09/1996	Cancelled(6*)	12/29/2023
19502	MOSJØEN	10/09/1961	Cancelled(8*)	06/29/2024
19513	TROMSØ	06/08/1955	Cancelled(6*)	06/29/2024

Current Total Clubs Count	YTD New Clubs Count	YTD Cancelled Clubs Count	YTD Net Club Gain	Current Total Members Count	YTD Add	YTD Drop	YTD Net Growth	YTD Net Growth %	Member Count 12 Months Ago	Average Member Count Per Club	% of Clubs with less than 20 members	% No MMR in 3 Months	% No Officer Report in 12 Months	% of Clubs with balance 90+ days	Number of Clubs in Status Quo	% Status Quo Clubs in Financial Suspension	Number of Cancelled Clubs	Average Cancelled Club Age	Members Lost Due to Cancellation	% of Clubs Cancelled for Non-Financial Reasons
50	0	2	-2	1,014	37	74	-37	-3.52%	1,094	20	50%	44%	30%	2%	0	0%	2	189	10	50%

* - P - Priority Club. Cancellation Reasons: 1-Objectives/conduct, 2-Non-active club, 5-Non-existing club, 6-Disbanding, 7-Merger, 8-Financial Suspension, 9-District/Multiple District Dues.

** - Abbreviation: P-President, S-Secretary, T-Treasurer, M-Member Chairperson, VP-First Vice President, MC-Communications Chairperson, SC-Service Chairperson

*** - Abbreviation: N/R - Never reported using the Lions Clubs website, N/A - Not applicable, No password registered for the Lions Clubs website.

**** - Abbreviation: N - New, IP - Immediate Past, R - Repeat.



Club Health Assessment for District 104 B through December 2024

			Status	Membership							Reports					Finance	LCIF	
Club Number	Club Name	Charter Date		Current Member Count	YTD Members Added	YTD Members Dropped	YTD Net Growth	YTD Net Growth%	Member Count 12 Months Ago	Avg. length of service for dropped members	Months Since Last MMR ***	Yrs. Since Last Officer Report	President Rotation	Vice President Reported ****	Months Since Last Activity Report ***	Account Balance	Donations for current Fiscal Year	
			Number of times on status quo within last two years	If below 15 members appears			If net loss is greater than 20% appears				If no report in 3 months appears in	When more than one year appears in	Number of repeat terms	Notes the officers that do not have an active		If no report at 12 months appears in red		
Clubs more than two years old																		
19520	ÅLESUND/BORGUND	08/30/1963	Active	32	0	0	0	0.00%	32		1		3	R	M	1		
49152	ÅLESUND/RUNDSKUE	01/16/1989	Active	34	0	2	-2	-5.56%	33	9	2			N	M	1		
39708	ÅLESUND/VEGSUND	04/02/1981	Active	38	1	0	1	2.70%	36		0			N	M,SC	2		\$80.00
19648	ÅRNES	10/20/1966	Active	48	1	0	1	2.13%	46		1			N	M,SC	0		
19519	ÅSNES	04/17/1973	Active	28	1	1	0	0.00%	27	38	0			N	M,SC	20		
19521	BRUMUNDDAL	09/28/1964	Active	15	0	1	-1	-6.25%	20	51	1				T,M,VP,SC	1		
19523	EIDSKOG	12/01/1969	Active	39	1	2	-1	-2.50%	39	9	0				M,VP,SC	18		
19654	EIDSVOLL	04/24/1959	Active	42	4	1	3	7.69%	40	3	0			N	M,SC	1		
40317	EIDSVOLL SØR	08/28/1981	Active	29	1	0	1	3.57%	26		2				M,VP,SC	24		
19524	ELVERUM	04/20/1965	Active	32	2	3	-1	-3.03%	36	3	0			N	SC	0		
32325	ENGERDAL-RENDALEN	05/28/1976	Active	10	0	3	-3	-23.08%	13	11	0		3	N	M,SC	15		
33866	FOLLDAL	05/05/1977	Active	16	1	0	1	6.67%	13		5		2	R	M,SC	0		
45143	FURNES	06/18/1985	Active	30	2	2	0	0.00%	29	15	1		2		T,M,VP,SC	0		
34538	GAUSDAL	10/21/1977	Active	30	0	0	0	0.00%	31		5			N	M,SC	0		
36990	GJERDRUM	04/26/1979	Active	27	1	1	0	0.00%	28	17	3			N	M,SC	0		
19526	GJØVIK	01/19/1952	Active	25	2	1	1	4.17%	23	0	5	1	None		P,S,T,M,VP SC	3		
19528	GRUE	11/02/1966	Active	28	0	0	0	0.00%	28		0				T,M,VP,SC	18		
52786	HARAM	04/01/1992	Active	17	0	2	-2	-10.53%	22	2	4			N	S,T,SC	2		
133685	Innlandet	02/01/2018	Active	22	0	2	-2	-8.33%	24	12	3		2		M,VP,SC	24+	90+ Days	
19530	JEVNAKER	12/04/1969	Active	28	0	2	-2	-6.67%	27	17	0				VP,SC	12		
19531	KONGSVINGER	09/18/1965	Active	23	1	0	1	4.55%	23		2		2		T,M,VP,SC	0		
32101	KRISTIANSUND	04/26/1976	Active	9	0	0	0	0.00%	8		5		8	R	T,M,SC	24		
78411	KRISTIANSUND/KRINGSJÅ	03/10/2004	Active	15	0	4	-4	-21.05%	19	14	3				S,T,M,VP,SC	7		
19533	LILLEHAMMER	10/13/1956	Active	14	0	1	-1	-6.67%	14	3	1		None		P,S,T,M,VP	9	90+ Days	



Club Health Assessment for District 104 B through December 2024

			Status	Membership						Reports					Finance	LCIF		
Club Number	Club Name	Charter Date		Current Member Count	YTD Members Added	YTD Members Dropped	YTD Net Growth	YTD Net Growth%	Member Count 12 Months Ago	Avg. length of service for dropped members	Months Since Last MMR ***	Yrs. Since Last Officer Report	President Rotation	Vice President Reported ****	Months Since Last Activity Report ***	Account Balance	Donations for current Fiscal Year	
			Number of times on status quo within last two years	If below 15 members appears				If net loss is greater than 20% appears			If no report in 3 months appears in	When more than one year appears in	Number of repeat terms		Notes the officers that do not have an active	If no report at 12 months red		
30605	LØTEN	04/16/1975	Active	15	0	0	0	0.00%	15		5				VP,SC	0		
19537	MOLDE	11/11/1970	Active	12	0	0	0	0.00%	13		5	1	None		P,S,T,M,VP SC	24+		
42299	MOLDE/FANNEFJORD	02/28/1983	Active	14	0	1	-1	-6.67%	17	25	5				M,VP,SC	24+		
32229	NANNESTAD	05/18/1976	Active	31	0	0	0	0.00%	33		0				M,VP,SC	18		
50137	NES HEDMARK	01/31/1990	Active	15	1	4	-3	-16.67%	18	10	0		2	N	M,SC	0		
40891	NORD-AURDAL	02/09/1982	Active	35	0	1	-1	-2.78%	35	43	0			N	S,T,M,SC	2		
19584	NORDFJORDEID	09/22/1970	Active	19	0	1	-1	-5.00%	20	45	2	1	None		P,S,T,M,VP SC	N/A		
19525	NORD-FRON	01/06/1971	Active	29	0	1	-1	-3.33%	28	7	0		2	R	S,M,SC	0		
19539	NORDRE LAND	03/14/1972	Active	11	0	1	-1	-8.33%	14	40	0				M,VP,SC	10		
19540	ODAL	05/02/1968	Active	39	1	4	-3	-7.14%	43	31	0		2		M,VP,SC	12		
38658	ØRSTA	06/24/1980	Active	15	0	3	-3	-16.67%	18	13	0		None		P,M,VP,SC	24+		
19544	ØSTRE TOTEN	05/05/1972	Active	24	4	1	3	14.29%	23	7	0			N	SC	11		
19545	ØYER-TRETEN	05/25/1973	Active	21	0	0	0	0.00%	23		5		3	R	M	0		
19546	RENA	04/06/1970	Active	25	1	0	1	4.17%	23		4				M,VP,SC	24+		
33559	RINGEBU-FÅVANG	03/22/1977	Active	31	1	0	1	3.33%	31		2				M,VP,SC	0		
19547	RINGSAKER	02/11/1966	Active	41	0	1	-1	-2.38%	41	2	2			N	SC	0		
43639	RINGSAKER NORD	03/06/1984	Active	12	0	0	0	0.00%	12		5			R	T,M,SC	15		
33964	ROMEDAL	05/27/1977	Active	29	0	0	0	0.00%	32		4			N	SC	0		
42300	SKODJE	02/14/1983	Active	28	0	2	-2	-6.67%	27	31	0		2	N	M,SC	21		
37742	SØR-FRON	11/30/1979	Active	16	2	2	0	0.00%	19	34	1		None		P,T,M,VP,SC	0		
19549	STANGE	12/10/1969	Active	22	0	0	0	0.00%	23		5				M,VP,SC	0		
19550	STOR-ELVDAL	04/28/1970	Active	30	0	0	0	0.00%	27		5			N	M,SC	1		
46056	STORHAMAR	04/22/1986	Active	25	1	1	0	0.00%	22	10	2		2	R	M,SC	0		
Exc Award (06/30/2024)																		
38659	STRANDA	06/18/1980	Active	23	0	0	0	0.00%	24		1	1	None		P,S,T,M,VP SC	13		



Club Health Assessment for District 104 B through December 2024

			Status	Membership							Reports					Finance		LCIF
Club Number	Club Name	Charter Date		Current Member Count	YTD Members Added	YTD Members Dropped	YTD Net Growth	YTD Net Growth%	Member Count 12 Months Ago	Avg. length of service for dropped members	Months Since Last MMR ***	Yrs. Since Last Officer Report	President Rotation	Vice President Reported ****	Months Since Last Activity Report ***	Account Balance	Donations for current Fiscal Year	
			Number of times on status quo within last two years	If below 15 members appears					If net loss is greater than 20% appears			If no report in 3 months appears in	When more than one year appears in	Number of repeat terms	Notes the officers that do not have an active	If no report at 12 months appears in red		
88633	STRANDA/EMBLA	06/14/2005	Active	23	5	0	5	27.78%	18		0			N	M,SC	0	\$100.00	
19599	STRYN	04/18/1966	Active	31	0	1	-1	-3.13%	29	2	1			N	M,SC	2		
29507	SULA	06/07/1974	Active	18	1	0	1	5.88%	17		0	1	None		P,S,T,M,VP SC	N/A		
41524	SYKKYLVEN	06/22/1982	Active	44	0	0	0	0.00%	42		3		2	N	SC	3		
61871	SYKKYLVEN/SIGTUNA	05/03/1999	Active	35	11	0	11	45.83%	24		1		2		S,T,M,VP,SC	2		
64828	TOTN	12/05/2001	Active	19	0	0	0	0.00%	19		0			N	SC	6		
29224	TYNSET	04/30/1974	Active	24	3	0	3	14.29%	19		1		2	N	M,SC	0		
19696	ULLENSAKER	11/22/1968	Active	26	0	0	0	0.00%	28		4		None		P,S,VP,SC	3		
41530	ULLENSAKER/KLØFTA	06/15/1982	Active	19	3	0	3	18.75%	14		3			N	M,VP,SC	24+		
51624	ULSTEIN-HAREID	05/02/1991	Active	14	1	1	0	0.00%	13	8	1		None		P,S,M,VP,SC	24+		
19558	VALDRES	08/11/1965	Active(1)	16	1	2	-1	-5.88%	21	7	1		None		P,S,T,M,VP SC	11		
49543	VÅLER I SOLØR	05/25/1989	Active	12	0	0	0	0.00%	13		5		3		S,T,M,VP,SC	24+		
42432	VALLDAL	03/02/1983	Active	17	0	1	-1	-5.56%	21	1	5		None	N	P,M,SC	N/A		
19557	VANG	04/30/1973	Active	27	0	4	-4	-12.90%	32	30	1		2	N	T,M,SC	0		
32427	VESTRE TOTEN	06/16/1976	Active	30	0	1	-1	-3.23%	29	5	0		2		M,VP,SC	0		
36334	VOLDA	12/04/1978	Active	14	0	1	-1	-6.67%	15	24	0		4		M,VP,SC	0	\$1,000.00	

Clubs Cancelled Previous Fiscal Year – Clubs Cancelled within last 12 months may be reinstated

Club Number	Club Name	Charter Date	Current Status*	Cancellation Date
19543	OTTA	12/16/1958	Cancelled(6*)	07/29/2023
19588	SANDANE	03/02/1967	Cancelled(8*)	06/29/2024

Current Total Clubs Count	YTD New Clubs Count	YTD Cancelled Clubs Count	YTD Net Club Gain	Current Total Members Count	YTD Add	YTD Drop	YTD Net Growth	YTD Net Growth %	Member Count 12 Months Ago	Average Member Count Per Club	% of Clubs with less than 20 members	% No MMR in 3 Months	% No Officer Report in 12 Months	% of Clubs with balance 90+ days	Number of Clubs in Status Quo	% Status Quo Clubs in Financial Suspension	Number of Cancelled Clubs	Average Cancelled Club Age	Members Lost Due to Cancellation	% of Clubs Cancelled for Non-Financial Reasons
64	0	0	0	1,562	54	62	-8	-0.51%	1,572	24	38%	34%	8%	3%	0	0%	0	0	0	0%



Club Health Assessment for District 104 B through December 2024

			Status	Membership							Reports					Finance	LCIF
Club Number	Club Name	Charter Date		Current Member Count	YTD Members Added	YTD Members Dropped	YTD Net Growth	YTD Net Growth%	Member Count 12 Months Ago	Avg. length of service for dropped members	Months Since Last MMR ***	Yrs. Since Last Officer Report	President Rotation	Vice President Reported ****	Months Since Last Activity Report ***	Account Balance	Donations for current Fiscal Year
			Number of times on status quo within last two years	If below 15 members appears				If net loss is greater than 20% appears			If no report in 3 months appears in	When more than one year appears in	Number of repeat terms	Notes the officers that do not have an active	If no report at 12 months appears in red		

* - P - Priority Club. Cancellation Reasons: 1-Objectives/conduct, 2-Non-active club, 5-Non-existing club, 6-Disbanding, 7-Merger, 8-Financial Suspension, 9-District/Multiple District Dues.
** - Abbreviation: P-President, S-Secretary, T-Treasurer, M-Member Chairperson, VP-First Vice President, MC-Communications Chairperson, SC-Service Chairperson
*** - Abbreviation: N/R - Never reported using the Lions Clubs website, N/A - Not applicable, No password registered for the Lions Clubs website.
**** - Abbreviation: N - New, IP - Immediate Past, R - Repeat.



Club Health Assessment for District 104 C through December 2024

			Status	Membership							Reports					Finance	LCIF
Club Number	Club Name	Charter Date		Current Member Count	YTD Members Added	YTD Members Dropped	YTD Net Growth	YTD Net Growth%	Member Count 12 Months Ago	Avg. length of service for dropped members	Months Since Last MMR ***	Yrs. Since Last Officer Report	President Rotation	Vice President Reported ****	Months Since Last Activity Report ***	Account Balance	Donations for current Fiscal Year
			Number of times on status quo within last two years	If below 15 members appears					If net loss is greater than 20% appears		If no report in 3 months appears in	When more than one year appears in	Number of repeat terms	Notes the officers that do not have an active	If no report at 12 months appears in red		
Clubs more than two years old																	
19560	ARNA	11/13/1970	Active	11	0	0	0	0.00%	11		5		2	R	M,SC	20	\$30,000.00
19562	ASKØY	03/08/1967	Active	25	0	6	-6	-19.35%	31	16	0			N	M,SC	10	
31071	AUSTEVOLL	07/01/1975	Active	26	0	2	-2	-7.14%	29	46	0		2		M,VP,SC	N/R	
19565	BERGEN	05/23/1951	Active(1)	1	0	0	0	0.00%	1		5		None		P,S,T,M,VP SC	N/R	
19561	BERGEN ÅSANE	07/01/1966	Active	19	0	1	-1	-5.00%	18	3	0		None	R	P,SC	N/R	
88725	BERGEN STUDENT	06/23/2005	Active(1)	6	0	0	0	0.00%	7		5	1	None		P,S,T,M,VP SC	18	
19566	BERGEN/BERGENHUS	09/14/1966	Active	16	2	0	2	14.29%	17		4		2		M,VP,SC	11	
28228	BERGEN/LØVSTAKKEN	03/22/1974	Active	16	0	2	-2	-11.11%	18	14	0				S,T,M,VP,SC	23	
41526	BERGEN/VEST	06/11/1982	Active	35	1	1	0	0.00%	38	5	1	1	None		P,S,T,M,VP SC	2	
38173	BJERKREIM	03/21/1980	Active	22	0	3	-3	-12.00%	25	4	2			IP	M,SC	0	
19569	BRYNE	04/21/1965	Active	13	0	0	0	0.00%	13		3	1	None		P,S,T,M,VP SC	8	
19570	EGERSUND	02/09/1966	Active	38	0	0	0	0.00%	38		5	2	None		P,S,T,M,VP SC	24+	
31466	ETNE	12/03/1975	Active	27	0	1	-1	-3.57%	29	6	2			N	SC	21	
19571	FANA	01/09/1963	Active	15	0	1	-1	-6.25%	15	34	2		2	R	S,M,SC	6	
19572	FANA VEST	05/25/1973	Active	24	1	0	1	4.35%	22		2		2	R	M,SC	N/R	
19573	FJALER	05/04/1971	Active	22	1	0	1	4.76%	22		2		2		VP,SC	15	
19574	FØRDE	04/01/1971	Active	24	0	2	-2	-7.69%	26	5	0				M,VP,SC	0	
39553	FUSA	03/17/1981	Active	33	3	0	3	10.00%	25		3			N	M,SC	1	
35784	HÅ	06/20/1978	Active	37	2	3	-1	-2.63%	47	19	0			N	S,T,M,SC	24+	
32228	HALSNØY	05/05/1976	Active	10	0	0	0	0.00%	11		5	1	None		P,S,T,M,VP SC	24+	
19576	HAUGESUND	11/11/1966	Active	46	2	2	0	0.00%	15	22	0	1	None		P,S,T,M,VP SC	24+	
47733	HAUGESUND/EDDA	09/22/1987	Active	23	0	1	-1	-4.17%	23	9	1	1	None		P,S,T,M,VP SC	1	
35596	HJELMELAND	05/22/1978	Active	15	0	0	0	0.00%	15		3		5	R	M,SC	24+	
118074	JAEREN	10/31/2012	Active	19	0	3	-3	-13.64%	25	6	0			N	SC	8	




Club Health Assessment for District 104 C through December 2024

			Status	Membership							Reports					Finance		LCIF
Club Number	Club Name	Charter Date		Current Member Count	YTD Members Added	YTD Members Dropped	YTD Net Growth	YTD Net Growth%	Member Count 12 Months Ago	Avg. length of service for dropped members	Months Since Last MMR ***	Yrs. Since Last Officer Report	President Rotation	Vice President Reported ****	Months Since Last Activity Report ***	Account Balance	Donations for current Fiscal Year	
			Number of times on status quo within last two years	If below 15 members appears			If net loss is greater than 20% appears				If no report in 3 months appears in	When more than one year appears in	Number of repeat terms	Notes the officers that do not have an active	If no report at 12 months red			
Exc Award (06/30/2018)																		
118830	KARMØY VEST	02/25/2013	Active	41	1	0	1	2.50%	41		1	1	None	P,S,T,M,VP SC	2			
19577	KARMSUND	05/04/1970	Active	28	2	0	2	7.69%	24		1	1	None	P,S,T,M,VP SC	10		\$194.77	
36588	KLEPP	02/21/1979	Active	16	3	0	3	23.08%	17		1		None	P,T,M,VP,SC	6			
19580	LAKSEVÅG	05/02/1966	Active	17	0	2	-2	-10.53%	20	19	0			N S,M,SC	10			
37361	LINDÅS	06/19/1979	Active	13	0	0	0	0.00%	14		5	1	None	P,S,T,M,VP SC	N/A			
31467	LUSTER	12/22/1975	Active	8	0	0	0	0.00%	12		5	1	None	P,S,T,M,VP SC	24+			
19583	MOI	12/18/1973	Active	7	0	0	0	0.00%	6		5		3	VP,SC	N/A			
19585	NORHEIMSUND	02/11/1968	Active	25	0	0	0	0.00%	25		5	1	None	P,S,T,M,VP SC	0			
19586	ODDA	02/05/1971	Cancelled(6*)	0	0	15	-15	-100.00%	15	18	5	1	None	P,S,T,M,VP SC	18			
19587	OS	04/16/1969	Active	25	0	0	0	0.00%	25		5			M,VP,SC	1			
37248	OSTERØY	06/19/1979	Active	16	1	1	0	0.00%	18	18	2			R SC	12			
40528	RADØY	11/20/1981	Active	15	2	2	0	0.00%	15	34	1	1	None	P,S,T,M,VP SC	10			
30607	RANDBERG	04/11/1975	Active	23	0	0	0	0.00%	24		2			N SC	1			
35209	SAMNANGER	03/30/1978	Active	12	0	0	0	0.00%	12		5		3	R SC	0			
19589	SANDNES	01/19/1965	Active	24	0	1	-1	-4.00%	25	29	1	1	None	P,S,T,M,VP SC	0		\$999.91	
38073	SANDNES/GANDDAL	02/15/1980	Active	34	1	2	-1	-2.86%	34	1	0		None	P,S,T,M,VP SC	1			
Exc Award (06/30/2019)																		
44301	SANDNES/RISKA	10/29/1984	Active	23	0	2	-2	-8.00%	25	22	2			N M,SC	0			
30966	SKÅNEVIK	06/30/1975	Cancelled(6*)	0	0	10	-10	-100.00%	10	26	4		None	P,S,T,M,VP SC	N/A	90+ Days		
37845	SKJOLD OG VIKEBYGD	12/10/1979	Cancelled(6*)	0	0	0	0	0.00%	17		7	1	None	P,S,T,M,VP SC	N/A			
19591	SKUDENESHAVN	12/03/1965	Active	55	1	0	1	1.85%	53		0			N T,M,SC	1			
19592	SOGNDAL	11/02/1963	Active	26	1	1	0	0.00%	25	17	3			N SC	24+		\$100.00	
19593	SOKNDAL	04/30/1973	Cancelled(8*)	0	0	10	-10	-100.00%	12	30	5	3	None	P,S,T,M,VP SC	N/A	90+ Days		
19594	SOLA	06/08/1966	Active	11	0	0	0	0.00%	11		3			N M,SC	10		\$2,031.92	



Club Health Assessment for District 104 C through December 2024

			Status	Membership							Reports					Finance		LCIF
Club Number	Club Name	Charter Date		Current Member Count	YTD Members Added	YTD Members Dropped	YTD Net Growth	YTD Net Growth%	Member Count 12 Months Ago	Avg. length of service for dropped members	Months Since Last MMR ***	Yrs. Since Last Officer Report	President Rotation	Vice President Reported ****	Months Since Last Activity Report ***	Account Balance	Donations for current Fiscal Year	
			Number of times on status quo within last two years	If below 15 members appears				If net loss is greater than 20% appears			If no report in 3 months appears in	When more than one year appears in	Number of repeat terms		Notes the officers that do not have an active	If no report at 12 months appears in red		
46844	SOLA/TANANGER	01/20/1987	Active	22	1	1	0	0.00%	21	2	0				M,VP	1		
19595	SOTRA	03/18/1971	Active	20	0	1	-1	-4.76%	14	5	4			N	M,SC	24+		
19596	STAVANGER	09/23/1959	Active	26	0	0	0	0.00%	29		0	1	None		P,S,T,M,VP SC	1		
50034	STAVANGER/GYDA	12/18/1989	Active	17	0	0	0	0.00%	18		5		None	R	P,S,T,M,SC	24+		
38324	STAVANGER/HAFRSFJORD	04/29/1980	Active	18	1	0	1	5.88%	17		1		2	N	M,SC	N/R		
32326	STAVANGER/HARALD HÅRFAGRE	05/28/1976	Active	28	0	0	0	0.00%	26		2		None		P,M,VP,SC	13		
35598	STAVANGER/HINNA	05/02/1978	Active	25	1	1	0	0.00%	22	1	0			N	SC	N/R		
58626	STAVANGER/JÄTTEN	08/06/1996	Active	18	0	0	0	0.00%	20		1				VP,SC	0		
36234	STAVANGER/ØYANE	11/14/1978	Active	31	0	0	0	0.00%	31		3		2	R	M,SC	24+		
34117	STAVANGER/TASTA	06/24/1977	Active	13	0	1	-1	-7.14%	14	47	2		4		VP,SC	1		
19598	STORD-FITJAR	10/14/1969	Active	28	0	3	-3	-9.68%	35	21	1	1	None		P,S,T,M,VP SC	24+		
33352	STRAND	02/18/1977	Active	20	0	2	-2	-9.09%	20	38	2	1	None		P,S,T,M,VP SC	14		
29132	STRANDEBARM	04/08/1974	Active	29	0	0	0	0.00%	31		2		13	N	M,SC	24+		
36649	SVEIO	02/27/1979	Active	18	2	4	-2	-10.00%	21	13	0			N	M,SC	10		
35785	TYSVÆR	06/20/1978	Active	33	0	0	0	0.00%	28		0	1	None		P,S,T,M,VP SC	N/A		
38074	ULLENSVANG	02/26/1980	Active	15	0	0	0	0.00%	15		5			N	S,T,M,SC	24+		
19600	ULVIK	12/21/1972	Active	20	3	1	2	11.11%	19	26	0		2	N	M,SC	N/R		
19601	VIK	02/25/1971	Active(1)	12	0	0	0	0.00%	14		5		11	N	M,SC	18		
29298	VINDAFJORD	05/08/1974	Active	25	0	1	-1	-3.85%	11	10	2		None		P,S,T,M,VP	1		
19602	VOSS	12/08/1965	Active(1)	6	0	0	0	0.00%	7		5	1	None		P,S,T,M,VP SC	N/A		

Clubs Cancelled Previous Fiscal Year – Clubs Cancelled within last 12 months may be reinstated

Club Number	Club Name	Charter Date	Current Status*	Cancellation Date
39188	HAUGESUND/TONJER	12/29/1980	Cancelled(7*)	06/29/2024
19578	KVINNHHERAD	11/05/1971	Cancelled(6*)	10/29/2023



Club Health Assessment for District 104 C through December 2024

				Status		Membership								Reports				Finance		LCIF
Club Number	Club Name	Charter Date	Current Member Count			YTD Members Added	YTD Members Dropped	YTD Net Growth	YTD Net Growth%	Member Count 12 Months Ago	Avg. length of service for dropped members	Months Since Last MMR ***	Yrs. Since Last Officer Report	President Rotation	Vice President Reported ****	Months Since Last Activity Report ***	Account Balance	Donations for current Fiscal Year		
				Number of times on status quo within last two years	If below 15 members appears			If net loss is greater than 20% appears			If no report in 3 months appears in		When more than one year appears in	Number of repeat terms	Notes the officers that do not have an active	If no report at 12 months appears in red				
Current Total Clubs Count	YTD New Clubs Count	YTD Cancelled Clubs Count	YTD Net Club Gain	Current Total Members Count	YTD Add	YTD Drop	YTD Net Growth	YTD Net Growth %	Member Count 12 Months Ago	Average Member Count Per Club	% of Clubs with less than 20 members	% No MMR in 3 Months	% No Officer Report in 12 Months	% of Clubs with balance 90+ days	Number of Clubs in Status Quo	% Status Quo Clubs in Financial Suspension	Number of Cancelled Clubs	Average Cancelled Club Age	Members Lost Due to Cancellation	% of Clubs Cancelled for Non-Financial Reasons
63	0	4	-4	1,366	32	89	-57	-4.01%	1,414	22	44%	37%	30%	0%	0	0%	4	74	35	75%

* - P - Priority Club. Cancellation Reasons: 1-Objectives/conduct, 2-Non-active club, 5-Non-existing club, 6-Disbanding, 7-Merger, 8-Financial Suspension, 9-District/Multiple District Dues.

** - Abbreviation: P-President, S-Secretary, T-Treasurer, M-Member Chairperson, VP-First Vice President, MC-Communications Chairperson, SC-Service Chairperson

*** - Abbreviation: N/R - Never reported using the Lions Clubs website, N/A - Not applicable, No password registered for the Lions Clubs website.

**** - Abbreviation: N - New, IP - Immediate Past, R - Repeat.



Club Health Assessment for District 104 D through December 2024

			Status	Membership							Reports					Finance		LCIF
Club Number	Club Name	Charter Date		Current Member Count	YTD Members Added	YTD Members Dropped	YTD Net Growth	YTD Net Growth%	Member Count 12 Months Ago	Avg. length of service for dropped members	Months Since Last MMR ***	Yrs. Since Last Officer Report	President Rotation	Vice President Reported ****	Months Since Last Activity Report ***	Account Balance	Donations for current Fiscal Year	
			Number of times on status quo within last two years	If below 15 members appears			If net loss is greater than 20% appears				If no report in 3 months appears in	When more than one year appears in	Number of repeat terms	Notes the officers that do not have an active		If no report at 12 months appears in red		
Clubs more than two years old																		
55149	ADAL	12/20/1993	Active	26	0	0	0	0.00%	26		3			N	M	3		
19603	AL	03/31/1967	Active	34	1	2	-1	-2.86%	33	25	0			N	SC	4	90+ Days	
36909	ANDEBU	04/12/1979	Active	26	0	2	-2	-7.14%	28	15	0		2	R	M,SC	10		
19604	ARENDAL	06/19/1959	Cancelled(6*)	0	0	23	-23	-100.00%	23	28	5	1	None		P,S,T,M,VP SC	24+	90+ Days	
51917	ARENDAL/TYHOLMEN	07/19/1991	Active	21	1	1	0	0.00%	20	9	0		2	N	M,SC	1		
19649	ASKER	02/14/1958	Active	33	1	2	-1	-2.94%	36	31	2		None		P,S,T,M,VP SC	N/R		
19605	BØ	04/09/1969	Active	17	0	1	-1	-5.56%	18	20	2	1	None		P,S,T,M,VP SC	10		
19650	BORGEN	12/10/1973	Active	11	0	2	-2	-15.38%	14	11	0		None	N	P,M,SC	9		
30964	BORRE	06/30/1975	Active	24	0	1	-1	-4.00%	24	54	0			N	M,SC	24+		
19606	BREVIK	01/24/1968	Active	15	0	0	0	0.00%	15		4		2		VP,SC	N/R		
19608	DRAMMEN VEST	10/20/1970	Active	18	0	0	0	0.00%	18		5	1	None		P,S,T,M,VP SC	11		
36479	DRAMMEN/KONNERUD	01/09/1979	Active	5	0	0	0	0.00%	5		5	1	None		P,S,T,M,VP SC	N/A		
19609	DRANGEDAL	09/23/1970	Active(3)	8	0	0	0	0.00%	8		5		7	R	M,VP,SC	N/A		
19610	FARSUND	03/06/1970	Active	21	0	4	-4	-16.00%	26	12	0			N	SC	12		
50154	FEVIK	02/02/1990	Active	17	0	0	0	0.00%	17		1		9	R	SC	24+		
19612	FLEKKEFJORD	03/11/1969	Active	20	0	0	0	0.00%	20		2		2	R	SC	N/A		
43245	FLESBERG	12/05/1983	Active	27	1	1	0	0.00%	30	41	2			N	SC	24+		
42560	FROLAND	04/12/1983	Active	16	0	1	-1	-5.88%	17	13	1		2	N	SC	1		
19614	GOL	05/25/1973	Active	14	0	1	-1	-6.67%	14	1	0		2	N	M,SC	1		
32814	GREIPSTAD	10/14/1976	Active	24	0	0	0	0.00%	24		5		None	R	P,SC	22		
19615	GRIMSTAD	04/02/1965	Active	17	0	0	0	0.00%	17		5		None		P,S,T,M,VP SC	0		
34867	HAUGSBYGD	12/27/1977	Active	19	0	1	-1	-5.00%	18	1	1		3	R	M,SC	24+		
29133	HEGGEDAL	04/04/1974	Active	11	0	5	-5	-31.25%	16	18	1	1	None		P,S,T,M,VP SC	18	90+ Days	
30181	HEMSEDAL	01/24/1975	Active	24	0	0	0	0.00%	23		1	1	None		P,S,T,M,VP SC	9		



Club Health Assessment for District 104 D through December 2024

			Status	Membership							Reports					Finance	LCIF	
Club Number	Club Name	Charter Date		Current Member Count	YTD Members Added	YTD Members Dropped	YTD Net Growth	YTD Net Growth%	Member Count 12 Months Ago	Avg. length of service for dropped members	Months Since Last MMR ***	Yrs. Since Last Officer Report	President Rotation	Vice President Reported ****	Months Since Last Activity Report ***	Account Balance	Donations for current Fiscal Year	
			Number of times on status quo within last two years	If below 15 members appears				If net loss is greater than 20% appears			If no report in 3 months appears in	When more than one year appears in	Number of repeat terms		Notes the officers that do not have an active	If no report at 12 months appears in red		
44450	HERADSBYGDA	12/27/1984	Active	14	1	2	-1	-6.67%	15	24	1			N	SC	0		
45419	HISØY	10/07/1985	Active	18	0	1	-1	-5.26%	19	10	0			N	M	1		
30965	HOF I VESTFOLD	06/30/1975	Active	20	0	0	0	0.00%	20		5	1	None		P,S,T,M,VP SC	24+		
19617	HOL	12/21/1972	Active	29	0	3	-3	-9.38%	34	9	2			N	M,SC	N/R		
30054	HOLE	12/23/1974	Active	23	1	1	0	0.00%	21	13	0			N	SC	0		
19707	HOLMESTRAND	02/02/1970	Active	17	1	0	1	6.25%	15		1			N	S,M	0		
19616	HØNEFOSS	10/21/1970	Active	23	0	0	0	0.00%	24		1		2	R	M,SC	N/R		
19709	HORTEN	03/14/1963	Active	10	2	1	1	11.11%	9	3	0			IP	M	3		
19618	HURUM	02/09/1966	Active	16	0	0	0	0.00%	17		0				M,VP,SC	0		
19619	KONGSBERG	02/18/1965	Active	26	0	4	-4	-13.33%	30	13	0	1	None		P,S,T,M,VP SC	24+		
49312	KONGSBERG SYD	03/15/1989	Active	27	0	1	-1	-3.57%	27	34	0		None	R	P,S,T,M	10		
42087	KONGSBERG VEST	12/31/1982	Active	19	0	0	0	0.00%	20		0	1	None		P,S,T,M,VP SC	7		
19622	KRISTIANSAND	04/26/1972	Active	19	0	2	-2	-9.52%	22	7	4				VP	2		
41036	KRISTIANSAND/TVEIT	03/09/1982	Active	32	0	1	-1	-3.03%	34	10	3		2	N	M,SC	1		
19712	LARVIK	02/25/1965	Active	17	0	2	-2	-10.53%	21	17	1		2	R	SC	1		
49311	LARVIK/FARRIS	03/15/1989	Active	24	2	0	2	9.09%	20		0		5	R	SC	0		
Exc Award (06/30/2018)																		
19624	LIER	10/16/1958	Active	19	1	2	-1	-5.00%	18	11	1	1	None		P,S,T,M,VP SC	24+		
19626	LILLESAND	02/09/1966	Active	39	0	1	-1	-2.50%	40	1	2		None	N	P,T,M,SC	3		
19628	MANDAL	01/24/1967	Active	36	0	2	-2	-5.26%	37	28	3			N	SC	0		
19629	MODUM	01/18/1967	Active	18	0	2	-2	-10.00%	21	9	2				M,VP,SC	24+		
19630	MOLAND	09/28/1966	Active	23	0	0	0	0.00%	22		4	1	None		P,S,T,M,VP SC	24+		
19663	NESBRU-HVALSTAD	03/04/1965	Active	17	0	2	-2	-10.53%	18	14	3		None	N	P,S,M,SC	24+		
29299	NESBYEN	05/07/1974	Active	21	1	1	0	0.00%	22	50	0				M,VP,SC	10		
19632	NOME	02/10/1971	Active	12	0	1	-1	-7.69%	13	12	0		2		S,T,M,VP,SC	N/A		



Club Health Assessment for District 104 D through December 2024

Club Number	Club Name	Charter Date	Status	Membership							Reports					Finance	LCIF
				Current Member Count	YTD Members Added	YTD Members Dropped	YTD Net Growth	YTD Net Growth%	Member Count 12 Months Ago	Avg. length of service for dropped members	Months Since Last MMR ***	Yrs. Since Last Officer Report	President Rotation	Vice President Reported ****	Months Since Last Activity Report ***	Account Balance	Donations for current Fiscal Year
			Number of times on status quo within last two years	If below 15 members appears				If net loss is greater than 20% appears			If no report in 3 months appears	When more than one year appears in	Number of repeat terms	Notes the officers that do not have an active	If no report at 12 months appears in red		
19633	NOTODDEN	11/18/1960	Active	40	3	1	2	5.26%	40	22	0		4	R	SC	0	
	Exc Award (06/30/2023)																
64208	NOTODDEN/TELEROSA	04/23/2001	Active	37	1	2	-1	-2.63%	37	8	3		2		S,T,M,VP,SC	0	
19634	ØVRE EIKER	05/09/1968	Active	32	1	1	0	0.00%	29	5	0		2	N	M,SC	1	
19635	PORSGRUNN	02/04/1959	Active	22	2	0	2	10.00%	18		1	1	None		P,S,T,M,VP SC	N/A	
62773	RINGERIKE/VEIGIN	02/10/2000	Active	15	0	0	0	0.00%	15		5			N	SC	10	
19637	RISØR	10/11/1967	Active	18	0	0	0	0.00%	18		5			N	M	2	
19638	RJUKAN	02/16/1971	Active	30	2	2	0	0.00%	30	7	0		8	R	SC	0	
36480	RØYKEN ØST	01/09/1979	Active	15	0	7	-7	-31.82%	22	15	1	1	None		P,S,T,M,VP SC	N/R	
48822	RØYKEN/MYRAHVARF	07/15/1988	Active	20	0	1	-1	-4.76%	22	9	0			N	SC	18	\$1,000.00
29509	SANDE	06/20/1974	Active	17	0	0	0	0.00%	18		5			N		0	
19723	SANDEFJORD	04/30/1965	Active	30	2	0	2	7.14%	28		0			N	SC	0	
52634	SANDEFJORD/HJERTNES	03/12/1992	Active	26	1	0	1	4.00%	26		5			N	T,M,SC	0	
33718	SAUHERAD	04/05/1977	Active	11	0	1	-1	-8.33%	12	25	5		None		P,S,T,M,VP	12	
19640	SIGDAL	01/15/1968	Active	32	1	2	-1	-3.03%	33	24	2		3	N	SC	1	
19643	SØGNE	05/09/1972	Active	22	1	0	1	4.76%	21		1		2	R	M,SC	1	
33043	SOKNA	11/22/1976	Active	20	0	0	0	0.00%	20		5			N	SC	0	\$996.21
19729	STOKKE/VEAR	02/19/1971	Active	17	0	0	0	0.00%	18		5		None		P,M,VP	0	
41361	SVELVIK	05/18/1982	Active	19	1	0	1	5.56%	20		0		7		VP	1	
19730	TJØME	02/19/1968	Active	9	0	0	0	0.00%	9		5	1	None		P,S,T,M,VP SC	24+	
19731	TØNSBERG	05/10/1954	Active	21	0	4	-4	-16.00%	25	8	4		2	N	M	0	90+ Days
19725	TØNSBERG/SEM	04/07/1970	Active	29	0	2	-2	-6.45%	31	6	1			N	M,SC	0	
19644	TROMØY	11/27/1972	Active	50	7	1	6	13.64%	44	9	0		2		S,M,VP,SC	1	
19645	TVEDESTRAND	11/18/1968	Active	30	0	0	0	0.00%	30		5			N	SC	0	
19646	TYRISTRAND	03/16/1971	Active	20	0	0	0	0.00%	23		5		None		P,S,M,VP,SC	N/R	



Club Health Assessment for District 104 D through December 2024

Club Number	Club Name	Charter Date	Status	Membership							Reports					Finance	LCIF
				Current Member Count	YTD Members Added	YTD Members Dropped	YTD Net Growth	YTD Net Growth%	Member Count 12 Months Ago	Avg. length of service for dropped members	Months Since Last MMR ***	Yrs. Since Last Officer Report	President Rotation	Vice President Reported ****	Months Since Last Activity Report ***	Account Balance	Donations for current Fiscal Year
			Number of times on status quo within last two years	If below 15 members appears				If net loss is greater than 20% appears			If no report in 3 months appears	When more than one year appears in	Number of repeat terms	Notes the officers that do not have an active	If no report at 12 months appears in red		
32642	VASSFARET	07/19/1976	Active	24	1	0	1	4.35%	23		1			N SC	24+		
33353	VEGARSHEI	02/03/1977	Active	14	0	1	-1	-6.67%	16	42	1			IP SC	24+		

Clubs Cancelled Previous Fiscal Year – Clubs Cancelled within last 12 months may be reinstated

Club Number	Club Name	Charter Date	Current Status*	Cancellation Date
60988	ASKER/RØYRIN	06/26/1998	Cancelled(6*)	07/29/2023
35597	ØYESTAD	05/08/1978	Cancelled(8*)	12/29/2023

Current Total Clubs Count	YTD New Clubs Count	YTD Cancelled Clubs Count	YTD Net Club Gain	Current Total Members Count	YTD Add	YTD Drop	YTD Net Growth	YTD Net Growth %	Member Count 12 Months Ago	Average Member Count Per Club	% of Clubs with less than 20 members	% No MMR in 3 Months	% No Officer Report in 12 Months	% of Clubs with balance 90+ days	Number of Clubs in Status Quo	% Status Quo Clubs in Financial Suspension	Number of Cancelled Clubs	Average Cancelled Club Age	Members Lost Due to Cancellation	% of Clubs Cancelled for Non-Financial Reasons
73	0	1	-1	1,587	36	101	-65	-3.93%	1,657	22	45%	34%	18%	4%	0	0%	1	136	23	0%

* - P - Priority Club. Cancellation Reasons: 1-Objectives/conduct, 2-Non-active club, 5-Non-existing club, 6-Disbanding, 7-Merger, 8-Financial Suspension, 9-District/Multiple District Dues.


** - Abbreviation: P-President, S-Secretary, T-Treasurer, M-Member Chairperson, VP-First Vice President, MC-Communications Chairperson, SC-Service Chairperson

*** - Abbreviation: N/R - Never reported using the Lions Clubs website, N/A - Not applicable, No password registered for the Lions Clubs website.

**** - Abbreviation: N - New, IP - Immediate Past, R - Repeat.



Club Health Assessment for District 104 E through December 2024

			Status	Membership							Reports					Finance	LCIF
Club Number	Club Name	Charter Date		Current Member Count	YTD Members Added	YTD Members Dropped	YTD Net Growth	YTD Net Growth%	Member Count 12 Months Ago	Avg. length of service for dropped members	Months Since Last MMR ***	Yrs. Since Last Officer Report	President Rotation	Vice President Reported ****	Months Since Last Activity Report ***	Account Balance	Donations for current Fiscal Year
			Number of times on status quo within last two years	If below 15 members appears				If net loss is greater than 20% appears			If no report in 3 months appears in	When more than one year appears in	Number of repeat terms	Notes the officers that do not have an active	If no report at 12 months appears in red		
Clubs more than two years old																	
19698	AREMARK	12/09/1969	Active	17	0	0	0	0.00%	18		5		3	S,T,M,VP,SC	N/A		
19697	ÅS	03/19/1965	Active	35	0	1	-1	-2.78%	38	7	0			N	M,SC	0	
46167	ÅS NORDBY	05/02/1986	Active	2	0	0	0	0.00%	2		5	1	None	P,S,T,M,VP SC	24+		
87986	ÅS/EIKA	05/05/2005	Active	35	2	0	2	6.06%	32		0			S,T,M,VP	0		
19700	AURSKOG-HØLAND	04/23/1968	Active	35	1	1	0	0.00%	36	5	0			S,T,M,VP,SC	N/A		
29300	BÆRUM VEST	05/16/1974	Active	38	1	2	-1	-2.56%	36	18	1			N	M,SC	0	
45907	BÆRUMS VERK-LOMMEDALEN	03/24/1986	Active	20	2	1	1	5.26%	19	1	0			N	M,SC	0	\$20.00
19651	BEKKESTUA	03/15/1965	Active	22	0	3	-3	-12.00%	31	31	0	1	None	P,S,T,M,VP SC	24+		
19667	BERG	03/26/1973	Active	28	0	0	0	0.00%	26		2	1	None	P,S,T,M,VP SC	11		
48211	BORG	03/01/1988	Active	28	0	1	-1	-3.45%	26	37	3			N	SC	20	
19701	BORGE	03/09/1970	Active	20	0	0	0	0.00%	21		3	1	None	P,S,T,M,VP SC	9		
19702	DRØBAK	03/21/1957	Active	48	3	4	-1	-2.04%	47	2	0		2	N	M,SC	1	\$50.00
Exc Award (06/30/2023, 06/30/2024)																	
19655	EIKSMARKA-HOSLE	05/05/1958	Active	29	1	5	-4	-12.12%	29	9	0	1	None	P,S,T,M,VP SC	0	90+ Days	
19703	ENEBAKK	05/21/1968	Active	25	0	0	0	0.00%	22		3			N	M,SC	0	
46845	FET	01/12/1987	Active	19	1	3	-2	-9.52%	17	12	0		2	N	M,SC	2	
19704	FREDRIKSTAD	05/18/1954	Active	24	1	2	-1	-4.00%	22	11	0		5		S,T,M,VP,SC	19	90+ Days
122653	Fredrikstad Sorgenfri	06/27/2014	Active	13	0	6	-6	-31.58%	18	6	4			N	S,T,M,SC	12	
Exc Award (06/30/2016)																	
43638	FREDRIKSTAD/GLEMMEN	03/12/1984	Active(1)	33	3	4	-1	-2.94%	38	13	2		None	N	P,S,T,M,SC	6	
41529	FROGNER	06/29/1982	Active	33	0	0	0	0.00%	31		5		None		P,M,VP,SC	1	\$1,011.29
Exc Award (06/30/2023, 06/30/2024)																	
39633	GREÅKER	03/30/1981	Active	18	0	0	0	0.00%	20		1			R	M,SC	18	
19705	HALDEN	02/14/1955	Active	32	0	3	-3	-8.57%	30	20	0	1	None		P,S,T,M,VP SC	6	
19708	HOBØL	05/11/1970	Active	30	1	0	1	3.45%	22		0			N	M,SC	0	



Club Health Assessment for District 104 E through December 2024

Club Number	Club Name	Charter Date	Status	Membership							Reports					Finance	LCIF
				Current Member Count	YTD Members Added	YTD Members Dropped	YTD Net Growth	YTD Net Growth%	Member Count 12 Months Ago	Avg. length of service for dropped members	Months Since Last MMR ***	Yrs. Since Last Officer Report	President Rotation	Vice President Reported ****	Months Since Last Activity Report ***	Account Balance	Donations for current Fiscal Year
			Number of times on status quo within last two years	If below 15 members appears				If net loss is greater than 20% appears			If no report in 3 months appears in	When more than one year appears in	Number of repeat terms	Notes the officers that do not have an active	If no report at 12 months appears in red		
19710	HVALER	06/07/1972	Active	30	1	2	-1	-3.23%	31	9	1			N	M,SC	6	
19659	KOLSAS- RYKKIN	03/16/1965	Active	32	1	1	0	0.00%	33	49	1	1	None		P,S,T,M,VP SC	24+	90+ Days
19711	KRÅKERØY	04/17/1973	Active	27	1	3	-2	-6.90%	29	20	3			N	S,M,SC	24+	
34038	LANGHUS-SIGGERUD	06/14/1977	Active	35	1	0	1	2.94%	35		2			N	SC	0	
19660	LILLESTRØM	05/25/1965	Active	23	3	0	3	15.00%	20		0		None		P,T,M,VP,SC	18	
19662	LØRENSKOG	05/19/1970	Active	18	0	1	-1	-5.26%	20	1	0			N	S,M,SC	1	
56604	LØRENSKOG/FJELLHAMAR	03/06/1995	Active	36	0	0	0	0.00%	36		1			N	M	0	
39061	LØRENSKOG/ØST	11/26/1980	Active	28	1	1	0	0.00%	29	44	0				M,VP	0	\$900.00
43507	LØRENSKOG/VEST	02/14/1984	Active	18	0	1	-1	-5.26%	18	31	4				M,VP	0	
Exc Award (06/30/2018)																	
19713	MARKER	01/20/1965	Active	23	0	1	-1	-4.17%	19	12	3	1	None		P,S,T,M,VP SC	10	
19714	MOSS	01/12/1962	Active	25	1	3	-2	-7.41%	22	12	0	1	None		P,S,T,M,VP SC	2	\$50.00
19715	MYSEN	01/16/1968	Active	28	0	2	-2	-6.67%	29	11	0			N	M,SC	8	
19716	NESODDEN	03/17/1966	Active	32	0	2	-2	-5.88%	29	28	2		None	R	P,S,T,M,SC	8	
19665	NITTEDAL	01/12/1971	Active	14	0	1	-1	-6.67%	18	24	2		None		P,T,M,VP,SC	10	
19718	ONSØY	03/25/1968	Active	15	0	2	-2	-11.76%	18	31	4	1	None		P,S,T,M,VP SC	N/A	
19719	OPPEGÅRD	09/26/1963	Active	24	1	0	1	4.35%	24		0			N	SC	8	
19666	OSLO/	05/11/1949	Active	8	0	1	-1	-11.11%	11	24	0		3		M,VP,SC	6	
19670	OSLO/BEKKELAGET	01/14/1965	Active	35	0	0	0	0.00%	32		0			N	S,SC	9	
19687	OSLO/BJERKE	03/16/1973	Active	18	0	0	0	0.00%	18		1			R	M,SC	24+	
19673	OSLO/BØLER	05/15/1968	Active	5	0	2	-2	-28.57%	8	37	0		4	R	M,SC	20	
19653	OSLO/BRYN	05/10/1962	Active	22	2	2	0	0.00%	22	5	0		None		P,S,M,VP,SC	0	
19675	OSLO/BYGDØY	05/02/1957	Active	40	1	0	1	2.56%	40		2			N	M,SC	24+	
19672	OSLO/EKEBERG	04/06/1970	Active	24	0	0	0	0.00%	26		0			N	SC	8	
19695	OSLO/GREFSEN	04/21/1960	Active	17	0	1	-1	-5.56%	21	3	5			N	SC	11	



Club Health Assessment for District 104 E through December 2024

Club Number	Club Name	Charter Date	Status	Membership							Reports					Finance	LCIF
				Current Member Count	YTD Members Added	YTD Members Dropped	YTD Net Growth	YTD Net Growth%	Member Count 12 Months Ago	Avg. length of service for dropped members	Months Since Last MMR ***	Yrs. Since Last Officer Report	President Rotation	Vice President Reported ****	Months Since Last Activity Report ***	Account Balance	Donations for current Fiscal Year
			Number of times on status quo within last two years	If below 15 members appears				If net loss is greater than 20% appears			If no report in 3 months appears	When more than one year appears in	Number of repeat terms	Notes the officers that do not have an active	If no report at 12 months red		
Exc Award (06/30/2016)																	
19686	OSLO/GRORUD	03/02/1970	Active	16	0	2	-2	-11.11%	20	11	0			R	M,SC	8	
49968	OSLO/GRÜNERLØKKA	11/14/1989	Active	6	0	1	-1	-14.29%	7	7	4		4		S,M,VP,SC	N/A	
19674	OSLO/HAUKETO	01/13/1969	Active	13	0	1	-1	-7.14%	15	39	2		13		VP,SC	19	
19669	OSLO/HØYBRATEN	10/06/1972	Active	37	1	1	0	0.00%	40	56	2				S,T,M,VP,SC	9	
29964	OSLO/LILLEAKER	11/22/1974	Active	40	1	2	-1	-2.44%	41	4	0			N	M,SC	N/A	
60703	OSLO/MAUD	04/27/1998	Active	20	0	0	0	0.00%	20		0			IP	M,SC	0	
19679	OSLO/NORDBERG	02/11/1965	Active	21	2	1	1	5.00%	23	0	0			R	M,SC	24+	
19680	OSLO/NORDSTRAND	04/21/1959	Active	47	1	1	0	0.00%	50	5	0			N	T,M,SC	15	
19681	OSLO/ORMSUND	08/10/1965	Active	20	1	0	1	5.26%	19		5		5	N	M,SC	7	
19683	OSLO/RØA	04/25/1961	Active	9	0	1	-1	-10.00%	10	30	1				S,T,M,VP,SC	24+	
31861	OSLO/RUSTAD	03/17/1976	Active	13	0	1	-1	-7.14%	16	45	3		None		P,T,M,VP,SC	11	
19691	OSLO/SLEMDAL	10/26/1961	Active	36	2	3	-1	-2.70%	40	4	0			N	M,SC	15	
30606	OSLO/STOVNER	04/11/1975	Active	5	0	0	0	0.00%	5		5		4	R	SC	24+	
19688	OSLO/TVEITA-VÅLERENGA	09/15/1970	Active	14	1	1	0	0.00%	19	14	2	1	None		P,S,T,M,VP SC	20	
32963	RÆLINGEN	11/04/1976	Active	15	1	0	1	7.14%	15		1		None	R	P,SC	11	
19721	RAKKESTAD	04/25/1963	Active	51	1	0	1	2.00%	48		0			N	M	0	
30444	ROLVSØY	03/21/1975	Active	19	2	0	2	11.76%	17		3		2	N	SC	11	
19722	RYGGE	05/10/1968	Active	12	0	1	-1	-7.69%	14	15	3		None	R	P,T,M,SC	8	
19724	SARPSBORG/TUNE	04/28/1960	Active	4	2	20	-18	-81.82%	22	24	0		2		S,T,M,VP,SC	24+	
19690	SKEDSMO	05/13/1970	Active	29	0	0	0	0.00%	29		3				M,VP,SC	24+	
19726	SKI	09/20/1960	Active	29	0	3	-3	-9.38%	33	11	0		3	R	M,SC	4	
19727	SKIPTVET	11/24/1969	Active	23	3	0	3	15.00%	22		2		2		S,T,M,VP,SC	13	
19728	SKJEBERG	03/28/1969	Active	32	1	0	1	3.23%	30		0			N	S,M,SC	20	
19692	SNARØYA-FORNEBU	03/04/1971	Active	30	0	2	-2	-6.25%	31	8	3		2	R	S,M,SC	7	



Club Health Assessment for District 104 E through December 2024

Club Number	Club Name	Charter Date	Status	Membership							Reports					Finance	LCIF
				Current Member Count	YTD Members Added	YTD Members Dropped	YTD Net Growth	YTD Net Growth%	Member Count 12 Months Ago	Avg. length of service for dropped members	Months Since Last MMR ***	Yrs. Since Last Officer Report	President Rotation	Vice President Reported ****	Months Since Last Activity Report ***	Account Balance	Donations for current Fiscal Year
			Number of times on status quo within last two years	If below 15 members appears				If net loss is greater than 20% appears			If no report in 3 months appears	When more than one year appears in	Number of repeat terms	Notes the officers that do not have an active	If no report at 12 months appears in red		
19656	SØRUM	05/10/1968	Active	21	1	1	0	0.00%	19	40	0		None	P,T,M,VP,SC	14		\$1,000.05
30164	SPYDEBERG	01/29/1975	Active	30	2	3	-1	-3.23%	30	22	0			M,VP,SC	3		
19694	STRØMMEN	04/07/1970	Active	18	1	3	-2	-10.00%	19	20	1	1	None	P,S,T,M,VP SC	24+		\$1,025.24
34668	TRØGSTAD	11/09/1977	Active	24	0	0	0	0.00%	24		2		N	M,SC	8		
19733	VÅLER	03/12/1970	Active	8	0	0	0	0.00%	8		0			S,T,M,VP,SC	10		
39286	VARTEIG	01/20/1981	Active	9	0	3	-3	-25.00%	12	24	4		None	P,S,T,M,VP	0		
19734	VESTBY	04/29/1966	Active	17	1	1	0	0.00%	16	1	0	1	None	P,S,T,M,VP SC	9		

Clubs Cancelled Previous Fiscal Year – Clubs Cancelled within last 12 months may be reinstated

Club Number	Club Name	Charter Date	Current Status*	Cancellation Date
53705	FREDRIKSTAD/GAMLEBYEN	09/24/1992	Cancelled(7*)	07/29/2023

Current Total Clubs Count	YTD New Clubs Count	YTD Cancelled Clubs Count	YTD Net Club Gain	Current Total Members Count	YTD Add	YTD Drop	YTD Net Growth	YTD Net Growth %	Member Count 12 Months Ago	Average Member Count Per Club	% of Clubs with less than 20 members	% No MMR in 3 Months	% No Officer Report in 12 Months	% of Clubs with balance 90+ days	Number of Clubs in Status Quo	% Status Quo Clubs in Financial Suspension	Number of Cancelled Clubs	Average Cancelled Club Age	Members Lost Due to Cancellation	% of Clubs Cancelled for Non-Financial Reasons
77	0	0	0	1,829	53	114	-61	-3.23%	1,883	24	36%	27%	17%	4%	0	0%	0	0	0	0%

* - P - Priority Club. Cancellation Reasons: 1-Objectives/conduct, 2-Non-active club, 5-Non-existing club, 6-Disbanding, 7-Merger, 8-Financial Suspension, 9-District/Multiple District Dues.

** - Abbreviation: P-President, S-Secretary, T-Treasurer, M-Member Chairperson, VP-First Vice President, MC-Communications Chairperson, SC-Service Chairperson

*** - Abbreviation: N/R - Never reported using the Lions Clubs website, N/A - Not applicable, No password registered for the Lions Clubs website.

**** - Abbreviation: N - New, IP - Immediate Past, R - Repeat.